

Preventing Moire Scrollbars

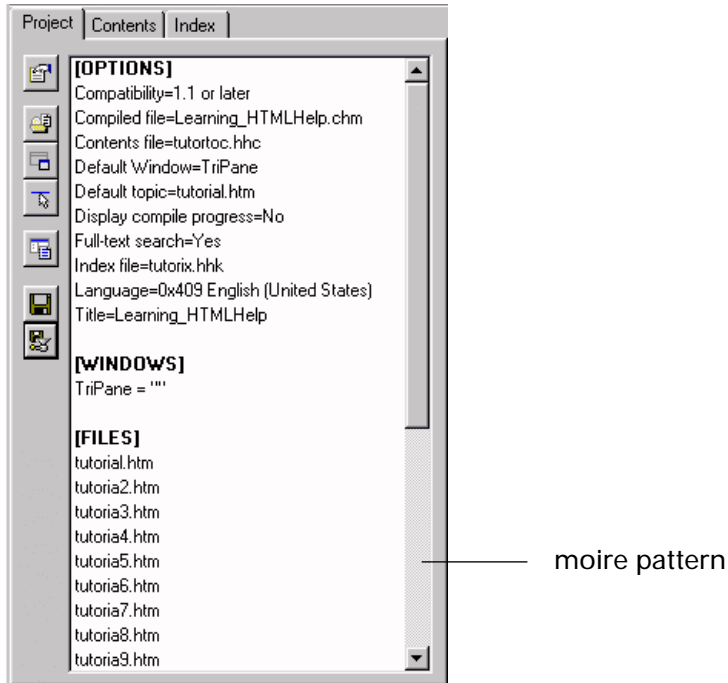
How to fix your Windows[®] registry and
make your production editor happy



Scriptorium Publishing Services, Inc.
P.O. Box 12761, Research Triangle Park, NC 27709
919-481-2701 or sales@scriptorium.com
<http://www.scriptorium.com>

What are moire scrollbars?

If you've created screen shots on a PC, chances are you've seen moire scrollbars. They display as checkerboard patterns, making your screen shots look messy and distorted.



You can fix moire scrollbars in several ways—by changing your Control Panel's Appearance settings or by retouching the screen shots in a graphics program. The easiest way, however, is to fix your Windows Registry. This method might seem intimidating, but it isn't difficult. You can create a backup of your registry, which is always a good idea, and change the scrollbar setting.

If you're using Windows 2000, consult your network administrator. You can't edit the Registry without administrative privileges, so the network administrator will have to log in and follow these directions.

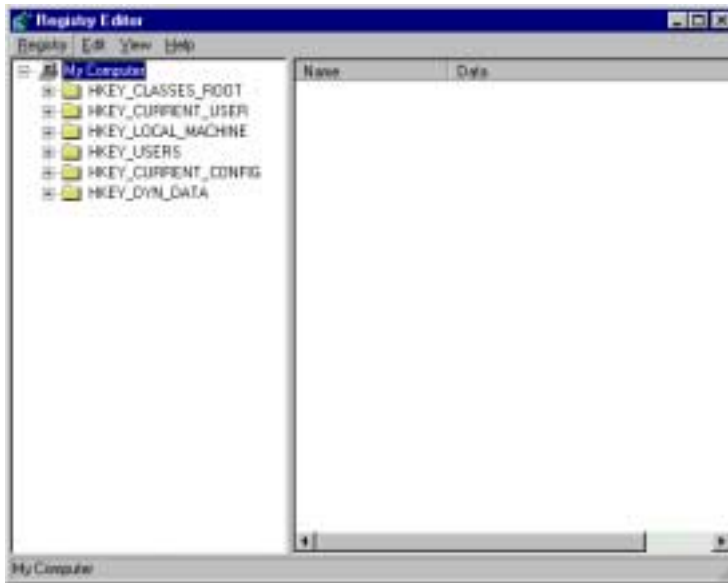
Warning: Microsoft warns that using the Registry Editor incorrectly might cause serious problems that require you to reinstall Windows. Correcting the scrollbar color value is a minor change, however, and you're creating a backup first, so you should have few problems.

Creating a backup

Editing the Windows Registry can be risky, so it's a good idea to create a backup of the setting you'll be editing. Follow these steps to create a backup:

1. From the **Start** menu, select **Run**, then do one of the following:
 - In Windows 95 and 98, type `regedit`, and select **OK**.
 - In Windows NT and Windows 2000, type `regedt32` and select **OK**.

The Registry Editor is displayed.



2. Double-click **HKEY_USERS**, **.DEFAULT**, then **Control Panel**.
3. Select **Colors**, select the **Registry** menu, then select **Export Registry File**. The Export Registry File window is displayed.

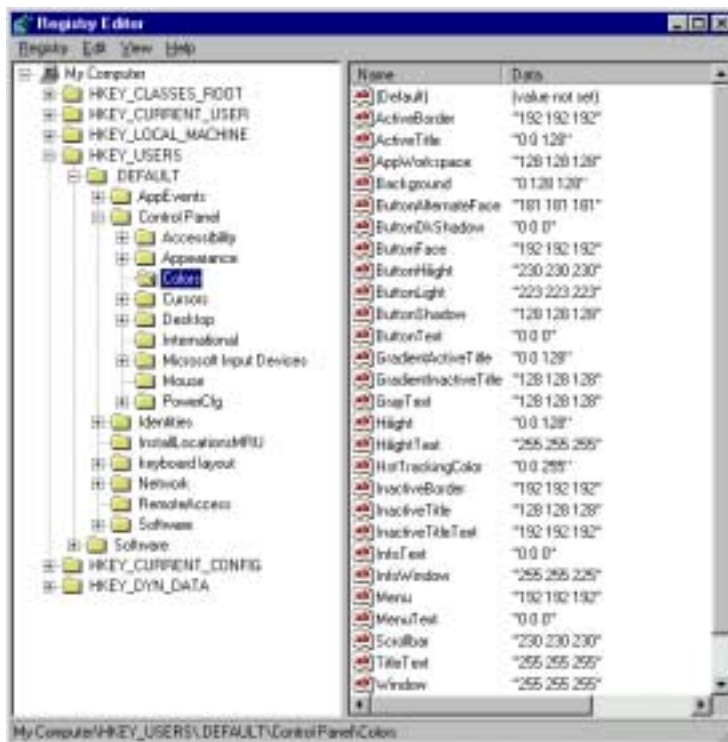


4. Type a name for the backup file in the File name field, making sure that the **Selected branch** radio button is selected, then save the file. You can export the entire Registry, but it isn't necessary because you're editing only one string.
5. Select **Save**.

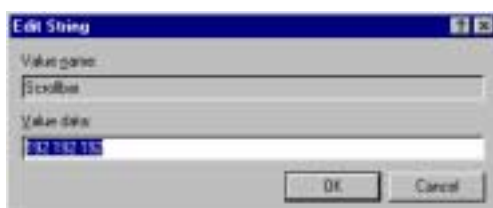
Editing the Registry

After you make a backup of the Color settings, it's time to edit the Registry. Follow these steps and you'll be ready to create moire-free screen shots:

1. The Colors folder should still be selected. If it's not, double-click **HKEY_USERS**, **.DEFAULT**, then **Control Panel**, and select **Colors**. Several strings and values should be displayed in the right pane.



2. In the right pane, double-click **Scrollbar**. The Edit String window is displayed.



3. In the Value data field, type 230 230 230 and select **OK**.
4. Select the **Registry** menu, then select **Exit**.



5. Restart your computer.

Make sure the new settings work by taking a screen shot and viewing it in a graphics program. The screen shot should not have moire scrollbars. If you do see a moire pattern, check the scrollbar registry setting to make sure it was saved correctly. You'll have to edit the Registry again and restart the computer.

Note: If you want to restore the original Registry settings, find the backup file in Windows Explorer, double-click it, and the settings will automatically be added to the Registry. You'll have to restart your computer for the settings to take effect.

Contacting us

Scriptorium Publishing Services, Inc. excels at transforming complex technical ideas into clear, concise documents. Our clients, who range from start-ups to Fortune 500 companies, rely on us for the full spectrum of technical publishing services—everything from turnkey documentation to specialized technical editing and consulting. Our expert, talented staff thrives on working with challenging new technology in a deadline-driven environment.

If you have any questions about Scriptorium Publishing Services, Inc., contact:

Scriptorium Publishing Services, Inc.
P.O. Box 12761
Research Triangle Park, NC 27709
919-481-2701
sales@scriptorium.com
<http://www.scriptorium.com>